

WAT-250D2 1/3" Compact and High Sensitivity Camera

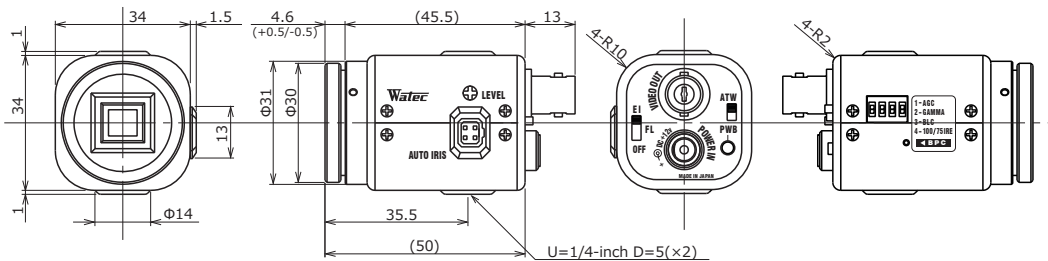
Compact design with all the necessary features inside



Key features

- Min. illumination 0.02 lx F1.2
- Color-rollingless AWB mode under fluorescent light
- Versatile use for general surveillance, embedded system and part of image processing system
- Flicker suppression electric Iris controls flicker and exposure at the same time
- Selectable white balance and video level, back light compensation & white blemish correction

Dimensions

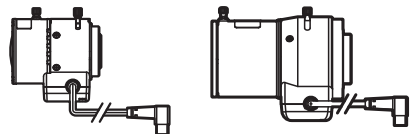


Specifications

Video standard		NTSC	PAL
Pick-up element		1/3 inch interline transfer CCD image sensor	
Number of total pixels		811(H) × 508(V)	795(H) × 596(V)
Number of effective pixels		768(H) × 494(V)	752(H) × 582(V)
Unit cell size		6.35μm(H) × 7.4μm(V)	6.5μm(H) × 6.25μm(V)
Imaging system		Ye, Cy, Mg, and G complementary color mosaic filters on chip	
Synchronizing system		Internal	
Scanning system		2:1 interlace	
Video output		Composite video, 1.0 V(p-p), 75Ω (Unbalanced)	
Resolution (H)		More than 540TVL (Center)	
Minimum illumination		0.02 lx F1.2 (AGC=ON)	
S/N		More than 50dB (AGC=0dB, γ=1.0)	
AE mode	Fixed	1/60, 1/100 sec.	1/50, 1/120 sec.
	EI	1/60 - 1/100000 sec. (Flicker suppression)	1/50 - 1/100000 sec. (Flicker suppression)
White balance		ATW (Color rolling suppression), PWB	
AGC	ON	0 - 38dB	
	OFF	0dB	
Gamma characteristics		γ≒0.45(ON) / γ=1.0(OFF)	
Video level		100 IRE / 75 IRE	
Lens iris		Video / DC (EIAJ, Auto-select)	
Back light compensation		ON / OFF	
White blemish correction		Max 32 dots	
Power supply		DC+12V±10%	
Power consumption		1.74W (145mA)	
Operating temperature		-10 - +50°C	
Storage temperature		-30 - +70°C	
Operating / Storage humidity		95%RH or less (Without condensation)	
Lens mount		CS mount (Back focus adjustable)	
Weight		Approx. 86g	
Accessories		WPDC12 (DC plug), AIC-G (Iris plug), Hex. wrench	

Options

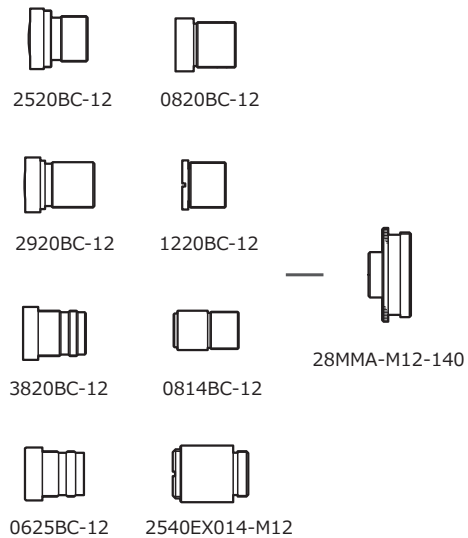
CS-mount lenses



13VG308ASIR II

13VG1040ASIR

Miniature lenses / Mount adaptors



2520BC-12

0820BC-12

2920BC-12

1220BC-12

3820BC-12

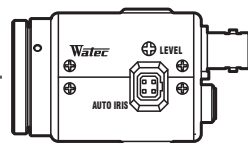
0814BC-12

0625BC-12

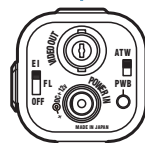
2540EX014-M12

28MMA-M12-140

WAT-250D2



VIDEO OUT (BNC)



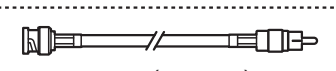
POWER IN (DC12V)

Cables



3C2V (BNC/BNC)

BNC



3C2V (BNC/RCA)

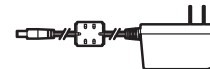
RCA



Monitor

※Not in our lineup

Power supply adapters



SWI12-12-N-P5



SWI12-12-E-P5

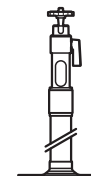
Stands



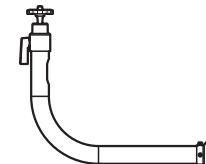
MS50



WH-31



WH-11



WH-21


Water resistant camera housing / Mounting brackets



VCHO-15S



WH-6N



PTP-300

C-mount adaptor



30CMA-R

C-mount Lenses

※Not in our lineup